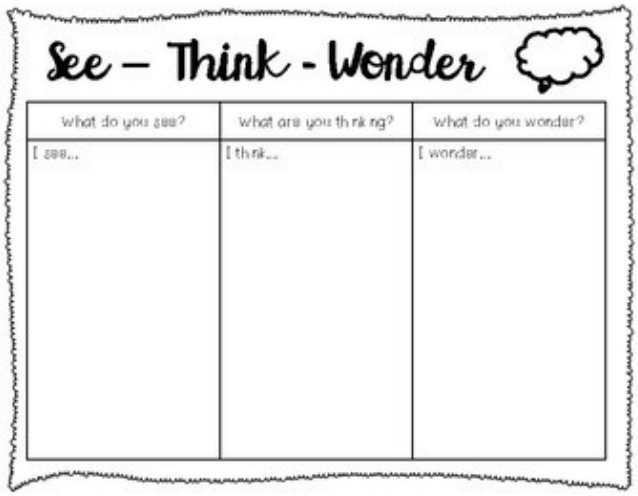I pulled students with IEPs from my co-teaching ELA class to complete the project below. We watched the following webcast. https://www.youtube.com/watch?v=PYLuYmJQ7yM&t=70s While the students were watching the video, I had them to fill in the boxes. I used the graphic organizer below to help my students organize and pinpoint certain details about the information given. After they recorded their thoughts on paper, they put them on a post-it note and hung them on poster paper and did a gallery walk. This allowed students to see that other students may have saw, thought, or wondered the same as them and opened their eyes to other students' facts and opinions they listed. This allowed students to engage in some great conversations. I could see using this in my classroom more often and if I am ever in a cotaught science classroom again I will be using more graphic organizers like this to help guide students thinking. It was a great activity!