INTERACTIVE ACTION PLAN

Prepared For John Case Study
john30@yopmail.com

Completed: Wednesday, November 6, 2024

Date of Birth: Tuesday, January 6, 1998

City: Hickory

Consultant: demo consultant
demo_consultant@staging.careerdirect-ge.org

THE PURPOSE OF THIS INSTRUMENT IS SELF-DISCOVERY. IT IS DESIGNED TO HELP PEOPLE IDENTIFY THEIR NATURAL PERSONALITY STRENGTHS, AND THEIR POTENTIAL VOCATIONAL INTERESTS, SKILLS, AND VALUES. THE CAREER DIRECT SURVEY SHOULD NOT BE USED TO IDENTIFY, DIAGNOSE, OR TREAT PSYCHOLOGICAL, MENTAL HEALTH, AND/OR MEDICAL PROBLEMS. THE USER ASSUMES SOLE RESPONSIBILITY FOR ANY ACTIONS OR DECISIONS THAT ARE MADE AS A RESULT OF USING THIS AID TO SELF-DISCOVERY. BY USING THE CAREER DIRECT ONLINE ASSESSMENT, YOU EXPRESSLY WAIVE AND RELINQUISH ANY AND ALL CLAIMS OF ANY NATURE AGAINST CROWN FINANCIAL MINISTRIES, ANY AFFILIATED COMPANIES OR SCHOOLS, AND/OR THEIR EMPLOYEES AND/OR THEIR CONSULTANTS ARISING OUT OF OR IN CONNECTION WITH THE USE OF THIS ASSESSMENT.

Crown Financial Ministries, Inc. Career Direct® Online was developed by Crown Financial Ministries, Inc. Career Direct Complete Guidance System is a trademark. Career Direct, the Crown logo, Crown Financial Ministries, and the Crown design are registered trademarks of Crown Financial Ministries, Inc. All other trademarks are property of their respective owners.

MY UNIQUE DESIGN

ACTION PLAN

Have you ever heard the saying, "If you fail to plan, you plan to fail"? This colloquialism contains a great deal of truth. Career Direct has developed this Action Plan to take all the "pieces of the puzzle" and utilize them in building a plan toward success — not worldly success, but success in the eyes of the Creator. He gave you these pieces so that you can live — and work — in your design.

ACTION PLAN OVERVIEW

MOVING FROM POINT A TO POINT B

The Action Plan provides a systematic method of compiling and comparing the most important factors in career decision making. It will move you from merely reading your assessment results to making career decisions. It will help you realize the relationship between the characteristics and requirements of a particular occupation and your unique design. This process can be used over and over again throughout your work life.

SPECIFIC OCCUPATIONS ⟷ Career-Matching ⟷ MY DESIGN

Your commitment to complete this Action Plan and act on it will determine the ultimate benefit you receive from the Career Direct process.

STEPS TO CAREER-MATCHING

Here are the steps you'll take in the Action Plan to begin using your Career Direct Detailed Report:

1. My Strengths and Non-Strengths: Click to choose those that fit you well.
2. Career Focus: Determine your main Career Occupational focus area.
3. Brainstorming Occupations: List all potential occupations you want to explore.
4. Career Synthesis: Refine your Career Design fit.

MY STRENGTHS AND NON-STRENGTHS WORKSHEET

Strengths:

Below is a list of personality strengths based on the results of the Personality section of your assessment. Read through the lists below and click to choose strengths that describe you well.

- [x] Helpful to others.
- [x] Diplomatic in relating to others.
- [x] Good team player.
- [ ] Energetic, positive, and enthusiastic; likes involvement in many activities.
- [ ] Focused and succinct in speaking.
- [x] Good at encouraging others.
- [x] Compassionate and sympathetic toward others.
- [x] Agreeable and gets along well with others.
- [x] Can respond on the spot without extensive preparation.
- [x] Operates from a generalist perspective.
- [ ] Pioneering; enjoys taking a calculated risk.
- [x] Calm and confident in the face of adversity.
- [x] Quick minded; able to grasp abstract concepts.
- [x] Clever in crafting solutions and responses to problems.
- [x] Good at maintaining routines and traditions.

Non-Strengths:

Below is a list of personality non-strengths based on the results of the Personality section of your assessment. Read through the lists below and click to choose non-strengths that describe you well.

- [x] Easily intimidated by others; tends to underestimate self.
- [x] May withhold true opinions.
- [ ] Hesitant in making decisions.
- [x] Can be too optimistic about outcomes and people.
- [x] Stressed by having to make small talk with strangers.
- [x] Has a hard time saying "No" to others.
- [x] Can be too trusting, allowing others to take advantage of the situation.
- [x] Can be stressed by conflict and does not like confrontation.
- [x] Can lack focus; tends to go from one thing or subject to another.
- [x] May overlook important facts; jump to conclusions too quickly.
- [x] May take unnecessary risks.
- [x] May have an attitude of superiority.
- [x] Tends to rely too much on established procedures.

CAREER INTEREST FOCUS

Your Top 8 Interests are currently listed below in the Supporting Circle.

1. Click and drag each interest area that you think you would like to be the main focus of your career into the inner circle, the Vocational circle.
2. Click and drag any interest to the outside margin area that is a Lifestyle/Hobbies interest - those items, that you do not want to be any part of your workday.
3. The Supporting section should now have all those interests that you would like to be a part of what you do, but they aren't the focus of your work. You might think of them as the lens you look through as you are in your focus area. You might think of them as the lens you look through as you are in your focus area.
4. Click and drag the interests until you think the focus is clear!

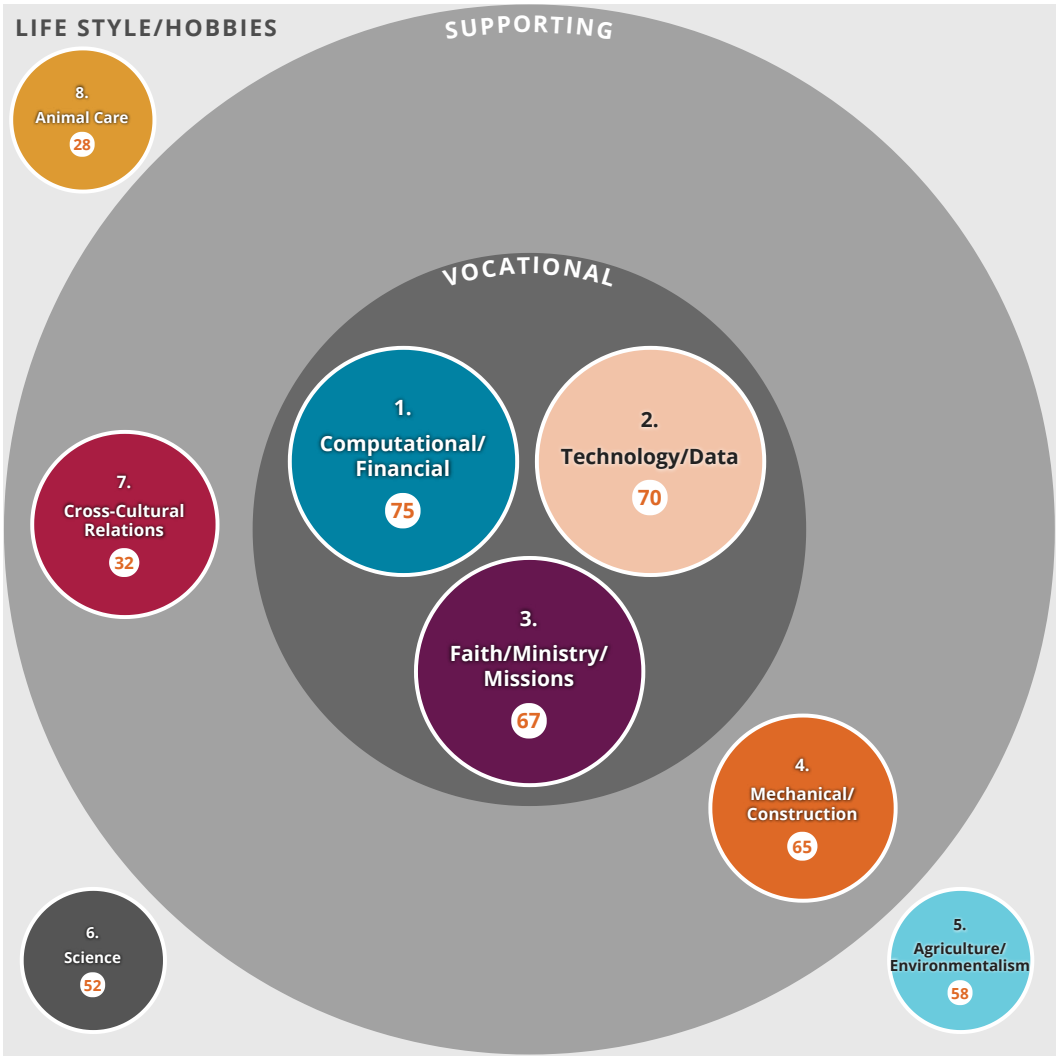

BRAINSTORMING OCCUPATIONS

1. Add and delete any suggestions in the outer ovals as needed, keeping them connected to the appropriate Vocational interest group. Your goal is to have a comprehensive list of occupations for researching as you evaluate their fit for your design.
2. As you add careers that fit your "Vocational", remember to keep in mind your Supporting interests. Doing so may help you eliminate some of the careers you are considering. If a career doesn't encompass your Supporting interest(s) as much as other careers you are contemplating, you may choose to eliminate it.
3. Use O*Net and other resources to find related occupations worth exploring. You can search by career cluster, vocational family, industry, or STEM.
4. As you continue to work through the Interactive Action Plan, reflect on these Career Groups and the specific occupations you have connected to them. You will be evaluating how they align to the different dimensions of your design.

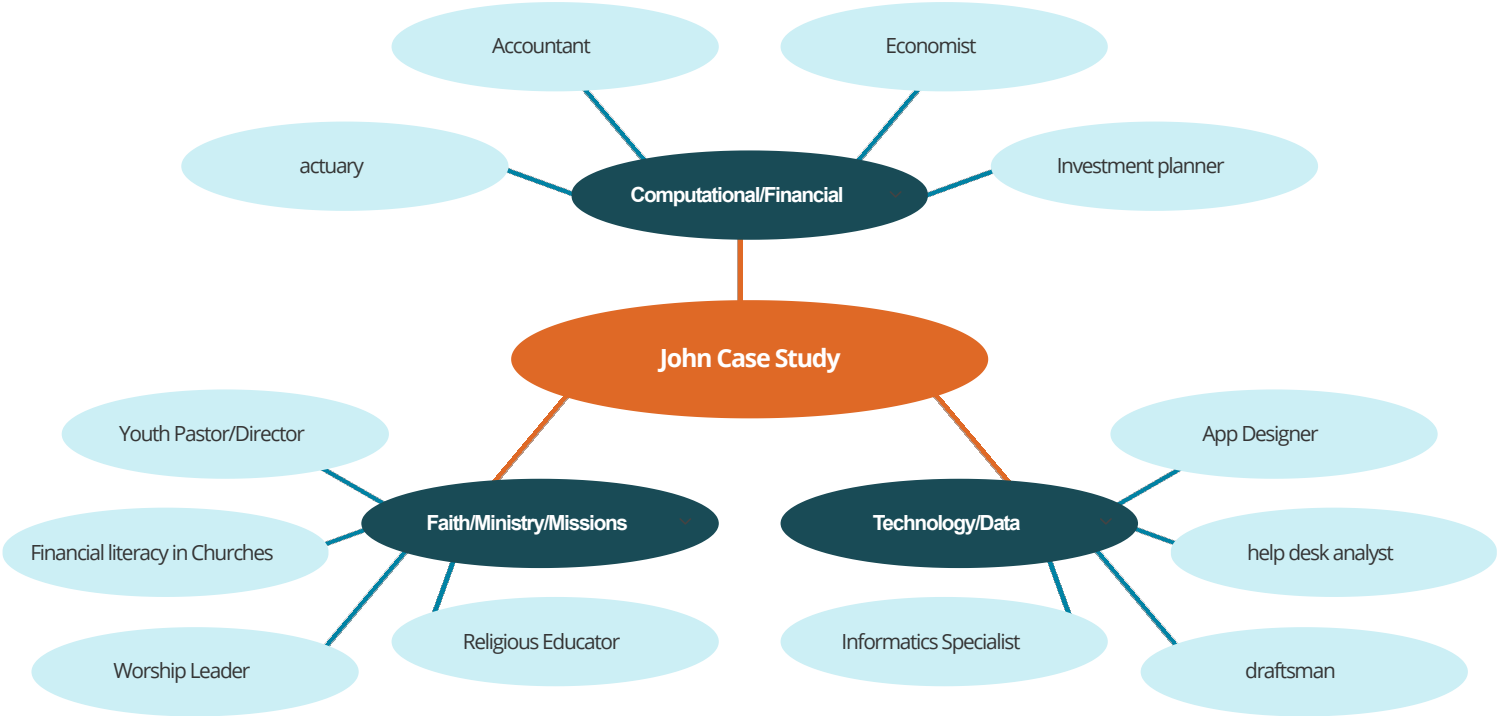

CAREER SYNTHESIS

Occupation	Religious Educator	31.5/42 (75%)

Personality Factors

- Compliant
- Pliable
- Tactful
- Conforming
- Compassionate
- Supportive
- Sympathetic
- Tolerant
- Conventional
- Clever
- Predictable
- Unstructured
- Indifferent / Achieving
- Spontaneous
- Improvising
- Content / Ambitious
- Introverted / Extroverted
- Enthusiastic
- Reserved / Social

Interests

- Youth
- Self-Employment
- Clergy
- Missions
- Music
- Youth
- Management
- Music

Skills/Abilities

- Analytical Thinking
- Planning/Organization
- Interpersonal Communication
- Leadership
- Management/Oversight

Values

- Harmony
- Independence
- Flexible Hours
- Variety
- Intellectual Stimulation
- Security
- Helping Others
- Faith
- Family
- Friends
- Service to Others

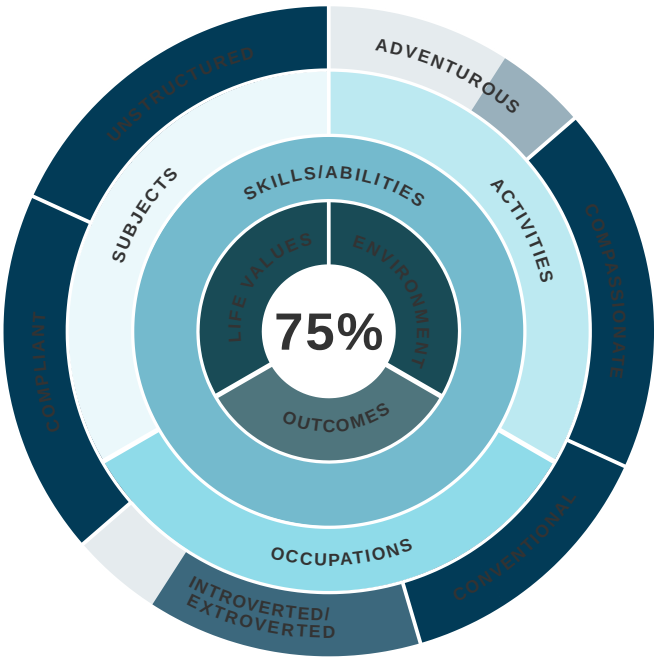

TEST DRIVE AND CONFIRM THE FIT

If it looks good on paper, it's time to strategize your steps to confirm the fit.

1. Do you know how to investigate career opportunities or education/training courses available for this occupation?

○ Yes. ○ No.

© 2023 Crown Financial Ministries and Career Direct™